

Annual Report

2005-2006



**Uttarakhand Environment Protection
& Pollution Control Board**



नारायण दत्त तिवारी



मुख्य मंत्री, उत्तरांचल

विधान सभा भवन,
देहरादून-248001
भारत



संदेश

मुझे यह जानकारी प्रसन्नता हुई कि उत्तरांचल पर्यावरण संरक्षण एवं प्रदूषण नियंत्रण बोर्ड द्वारा चतुर्थ वार्षिक रिपोर्ट का प्रकाशन किया जा रहा है।

प्रदेश का पैसठ प्रतिशत भू-भाग वन सम्पदा से युक्त है तथा पर्यावरणीय दृष्टिकोण से उत्तरांचल एक महत्वपूर्ण प्रदेश है। प्रकृति द्वारा वरदान में प्राप्त सम्पदा के संरक्षण, संवर्द्धन तथा पर्यावरण प्रदूषण निवारण व नियंत्रण के लिए बोर्ड द्वारा कतिपय महत्वपूर्ण कदम उठाये जाने हैं। भूमण्डलीकरण एवं वैश्वीकरण के वर्तमान दौर में औद्योगीकरण के कारण प्रकृति एवं पर्यावरण के सन्तुलन को बनाये रखने की पूरी चेष्टा करनी है। ग्लोबल वार्मिंग जैसी समस्या के समाधान का मार्ग भी हमें खोजना है, ताकि विश्व एवं इसके प्राणी मात्र का अस्तित्व यथावत बना रहे।

आशा करता हूँ कि वार्षिक रिपोर्ट में प्रकाशित सूचनायें पर्यावरण विशेषज्ञों, शोध छात्रों, उद्योगपतियों एवं जनसाधारण के लिए लाभदायक एवं प्रेरणादायक होंगी।

मैं वार्षिक रिपोर्ट के उद्देश्यपूर्ण एवं सफल प्रकाशन हेतु शुभ कामनाएँ देता हूँ।

(नारायण दत्त तिवारी)

नव प्रभात

मंत्री
वन, पर्यावरण
एवं
शहरी विकास



उत्तरांचल शासन



संदेश

विधान सभा भवन, देहरादून

कार्या० : 0135-2666780

निवास : 0135-2734264

फैक्स : 0135-2666776

पत्रांक 2191519106

दिनांक 6-2-2006

यह जानकर अत्यन्त हर्ष हुआ है कि उत्तरांचल पर्यावरण संरक्षण एवं प्रदूषण नियंत्रण बोर्ड द्वारा वर्ष 2005-06 की वार्षिक रिपोर्ट तैयार की गयी है और पर्यावरण सम्बन्धी आंकड़ों का इस रिपोर्ट में संकलन किया गया है। स्थापना के अल्प समय व सीमित संसाधनों के बावजूद बोर्ड द्वारा पर्यावरण संरक्षण व प्रदूषण नियंत्रण के क्षेत्र में राज्य की भौगोलिक स्थिति के अनुकूल नीतियां तैयार की गयी हैं। रिपोर्ट में संकलित आंकड़े, पर्यावरण विशेषज्ञों, राज्य के नवागन्तुक उद्यमियों, पर्यावरण प्रेमियों के लिए ही नहीं वरन् आम जनमानस के लिए भी लाभप्रद सिद्ध होंगे। यह अत्यन्त प्रसन्नता का विषय है कि राज्य बोर्ड द्वारा प्रदूषण नियंत्रण के साथ-साथ पर्यावरण संरक्षण की दिशा में अच्छा कार्य किया है।

राज्य बोर्ड देवभूमि के नैसर्गिक सौन्दर्य को अक्षुण्ण रखने एवं बोर्ड राज्य के संवेदनशील पर्यावरण और पारिस्थितिकी संतुलन को कायम रखने के अपने दायित्व में बोर्ड निरन्तर अग्रसर मुझे आशा है कि राज्य बोर्ड अपने कर्तव्य निर्वहन एवं पर्यावरण संरक्षण के प्रति अपनी निष्ठा परिचय देते हुए उत्तरांचल को स्वच्छ बनाये रखने में अपना योगदान विगत की भांति देता रहेगा।

बोर्ड के उज्ज्वल भविष्य के लिए मेरी शुभकामनाएं।

नव प्रभात
(नव प्रभात)



संदेश

उत्तरांचल पर्यावरण संरक्षण एवं प्रदूषण नियंत्रण बोर्ड द्वारा वर्ष 2005-2006 की चतुर्थ वार्षिक रिपोर्ट तैयार की गयी है। राज्य बोर्ड ने अपने स्थापना के बाद थोड़े से ही समय में अपने सीमित संसाधनों द्वारा सुपुर्द कार्यों का ब्यौरा एवं पर्यावरण से सम्बन्धित अन्य महत्वपूर्ण जानकारियां इस रिपोर्ट संकलित की गयी हैं।

मुझे आशा ही नहीं बल्कि पूर्ण विश्वास है कि यह रिपोर्ट आम जनमानस के लिये भी पर्यावरण की दृष्टि से लाभकारी सिद्ध होगी। मुझे पूर्ण विश्वास है कि बोर्ड भविष्य में भी प्रदूषण नियंत्रण एवं पर्यावरण संरक्षण की दिशा में इसी प्रकार संकल्पबद्ध कार्य करता रहेगा और राज्य के पर्यावरणीय संतुलन को बनाये रखने में अपना योगदान देता रहेगा।

इस अवसर में बोर्ड के सदस्यों, अधिकारियों व कर्मचारियों को मैं अपनी शुभकामना प्रेषित करता हूँ।

(एम0 रामचन्द्रन)

एस.के. दास
आई०ए०एस०
अध्यक्ष



उत्तरांचल पर्यावरण संरक्षण
एवं प्रदूषण नियंत्रण बोर्ड
देहरादून

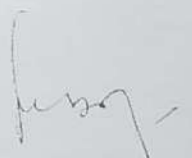


संदेश

मुझे यह जानकर अत्यन्त प्रसन्नता हुई है कि उत्तरांचल पर्यावरण संरक्षण एवं प्रदूषण नियंत्रण बोर्ड अपनी वर्ष 2005-2006 की वार्षिक रिपोर्ट पुस्तिका प्रकाशित करने जा रहा है इससे बोर्ड के उद्देश्य व कार्यकलाप की जानकारी राज्य के निवासियों तक पहुँच सकेगी। रिपोर्ट में बोर्ड द्वारा जल, वायु, ध्वनि इत्यादि के गुणवत्ता, आंकड़ों का संग्रहण भी किया गया है। बोर्ड द्वारा विभिन्न कार्यक्रमों के अंतर्गत नए बिंदु चिन्हित किये गये हैं तथा वायु, जल के गुणवत्ता आंकड़ों का अनुश्रवण किया गया है।

मुझे पूर्ण विश्वास है कि बोर्ड प्रदूषण नियंत्रण एवं पर्यावरण संरक्षण के क्षेत्र में अपने कार्यों में विस्तार लाते हुए जनमानस में जागरूकता हेतु निरन्तर योगदान देता रहेगा तथा पर्यावरणीय दृष्टि से संवेदनशील इस नवोदय हिमालयी राज्य की प्राकृतिक सम्पदा के संरक्षण में अपना महत्वपूर्ण योगदान प्रस्तुत करेगा।

आम जनता के अनुकूल, बहुपयोगी एवं 21वीं सदी के मानकों के अनुसार निरन्तर विकास की प्रक्रिया में बोर्ड की महत्वपूर्ण भूमिका उजागर करने वाली इस पुस्तिका के लिये बोर्ड के सभी सदस्य, अधिकारी तथा कर्मचारी बधाई के पात्र हैं। विगत की भाँति बोर्ड नवोदित प्रदेश के विकास में निरन्तर अपना योगदान प्रस्तुत करता रहेगा। इसके लिए बोर्ड को मेरी शुभकामनाएं।


एस.के. दास



**Dr. Ranbir Singh,
IAS
Member Secretary**

**Uttaranchal Environment
Protection & Pollution Control Board,
Dehradun**

PREFACE

Since its inception in 2002, the Uttaranchal Environment Protection & Pollution Control is dedicatedly committed to environment protection and pollution control in the state of Uttaranchal. The pollution control measures in industries and monitoring of effluent and stack emission along with monitoring network of ambient air, river quality monitoring has been strengthened in due course of period. Over the year, board has taken stride for prevention of environmental pollution through introduction of cleaner technology e.g. chemical recovery and switching over of paper mills from agro to waste paper based and mass awareness programme. The board has also synchronized the system of board with State Industrial Policy.

In this context, the board has organized several workshops in various sectors of environment, and also prepared audio video CDs, the purpose of such workshops/ interaction meets were to bring conceptional understanding of environmental laws, regulation and its implementation through responsible agencies.

Instead of above, board has also initiated several projects sponsored by central pollution control board and Ministry of Environment & Forests. The major project launched by board is Spatial Environment Planning, the basic objectives of the project is to prepare environmental atlas of Uttaranchal state for siting of industries considering environmental parameters this will be helpful for decision makers and others concerned dealing with environmental issues.

In past board has also prepared State of Environment Report (SoE) in which various environmental parameters were covered, in second phase board has initiated the work to publish these environmental parameters, in the audio visual form for dissemination of findings visually to general people. During the period, 2005-06, board has achieved the phenomenon progress in area of financial achievements in comparison of previous financial year.

I hope the information provided in this document will be useful for all concerned, specially dealing environmental issues.

**(Ranbir Singh)
Member Secretary**

CONTENTS

Chapters	Page No.
1 Introduction	9
2 Board Meeting	11
3 Environmental Pollution Control and Implementation	13
3.1 Hazardous Waste Management	13
3.2 Municipal Solid Waste Management	13
3.3 Biomedical Waste Management	17
3.4 Noise Pollution (Regulation)	19
3.5 Plastic Waste Management	20
3.6 Environmental Clearance	21
3.7 Water Cess Management	22
3.8 Status of CREP Recommendation in Uttaranchal	24
4 Environmental Monitoring	27
4.1 Water Quality Monitoring	27
4.2 Air Quality Monitoring	33
5 Environmental Study Projects	35
5.1 ENVIS Centre	35
5.2 Spatial Environment Planning	35
5.3 SoE- Phase-II	35
5.4 Strengthening Project (under BMW study project)	36
6 Miscellaneous Activities	37
6.1 Celebration of World Environment Day	37
6.2 Celebration of World Ozone Day	38
6.3 Preparation of Action Plan for Pollution Control in Dehradun City	38
6.4 Training	38
6.5 Workshop	39
6.6 Public Hearing	39
7 Financial target/ Achievements	40
8 Action Plans	42

CHAPTER 1

INTRODUCTION

After the formation of State of Uttaranchal on November 09, 2000, the Government of Uttaranchal has given consent for formation of Uttaranchal Pollution Control Board on May 01, 2002 for fulfillment of the regulatory requirement of Environmental Legislations in the State. There is no separate Department of Environment in the Govt. of Uttaranchal so Uttaranchal Pollution Control Board was renamed as Uttaranchal Environment Protection and Pollution Control Board (UEPPCB) for looking after the functions of the Department of Environment as well. For enforcement of the various Environmental Acts and Rules, Board is involved in the Prevention and Control of Pollution in: -

- Highly polluting industries of Red category;
- Grossly polluting industries, discharging their waste in the water bodies;
- Monitoring of river water quality and ambient air quality;
- Management of Hazardous, Bio-medical and Municipal Solid wastes.

The major components of the environmental legislation presently existing in the country and being followed by the State boards are as follows:

Environmental Legislations:

- Water (Prevention & Control of Pollution) Act, 1974,
- Water Cess (Prevention & Control of Pollution) Act, 1977;
- Air (Prevention & Control of Pollution) Act, 1981,
- Environment (Protection) Act, 1986,
- Hazardous Wastes (Management & Handling) Rules, 1989;
- Bio-Medical Wastes (Management & Handling) Rules, 1998;
- The Municipal Solid Wastes (Management & Handling) Rules, 2000;
- The Manufacture, Storage and Import of Hazardous Chemicals Rules, 1989;
- The Recycled Plastics Manufacture & Usage Rules, 1999;
- The Noise Pollution (Regulation & Control) Rules, 2000;
- The Batteries (Management & Handling) Rules, 2001 etc.
- Public Liability Insurance Act, 1991.

1.1 Functions of State Pollution Control Board

Following are the functions that has been entrusted to SPCB under various acts are:

- To plan a comprehensive programme for prevention, control or abatement of pollution in respect of air, streams, rivers and wells in the State and to secure the execution thereof;

- To advise the State Government on any matter concerning the prevention, control or abatement of water and air pollution;
- To collect and disseminate informations related to environmental pollution
- To encourage, conduct and participate in investigations, research relating to problems of water/Air pollution and organize mass education Programme relating thereto;
- To collaborate with the Central Board in organizing the training for persons engaged or to be engaged in programme relating to prevention, control or abatement of pollution and to organize mass programme relating thereto;
- Lay down, modify effluent and air standards for various environmental pollutants;
- To evolve economical and reliable methods of treatment technologies for abatement of environmental pollutants;
- To evolve methods of utilization of sewage or trade effluents in agriculture;
- To lay down standards of treatment of sewage or trade effluents to be discharge into any particular streams taking into account the minimum fair weather dilution amiable in that streams and the tolerant limits of pollution permissible in the water of the stream, after the discharge of such effluents;
- Advise to the state Government with respect to the location of any industry, and matters related to the environmental pollution;
- To performs the other function as may be prescribed, from time to time entrusted to it by the Central Board or State Government;

In order to regulate environmental issues the UEPPCB has establish two Regional Offices at Haldwani and Dehradun, to assist Head office, Dehradun. The responsibilities assigned to Regional Offices are;

- Implementation of various provisions of environmental laws;
- Carry out inspections of industries, local bodies, hospitals for compliance of conditions of consent and authorization granted under various Rules;
- Sampling, analysis and characterization of air and water pollutants;
- To conduct the inspections under public complains; and
- To collect Cess under Water Cess (Prevention & Control of Pollution), Act 1977.

CHAPTER 2

BOARD MEETING

The Following important decisions were taken in the Board's sixth meeting held on December 26, 2005:

- Structure of the Board was circulated to all board members for approval and same has been submitted to Govt. of Uttaranchal;
- Industries apart from Doon valley, consent to operate to green category of Industries will be issued for three years on submission of self certification by industry.
- The fee structure for consent to establish (NOC) & Consent to operate is revised for Red and Orange category of industries which is summarized as below:

S.No.	Classification (Capital Investment)	Initial Fee (Rs.)	Renewal Fee (Rs.)
1	All projects above Rs. 10000 Crore	10,00,000	7,50,000
2	More than 5000 Crore and Up to 10,000 Crore	7,50,000	500,000
3	More than 1000 Crore and Up to 5,000 Crore	500,000	400,000
4	More than 600 Crore and Up to 1,000 Crore	400,000	2,50,000
5	More than 300 Crore and Up to 600 Crore	2,50,000	1,50,000
6	More than 100 Crore and Up to 300 Crore	1,50,000	1,00,000
7	More than 50 Crore and Up to 100 Crore	1,00,000	75,000
8	More than 5 Crore and Up to 50 Crore	75,000	50,000
9	More than 01 Crore and Up to 05 Crore	50,000	25,000
10	More than 50 lakh and Up to 01 Crore	25,000	15000
11	More than 10 lakh and Up to 50 lakh	15,000	10,000
12	Minimum Fee	10,000	5000

- The existing power for grant of NOC and Consent is revised which is shown below:

1.	Non objection certificate to Red Category (17-type) of Industries	Chairman
2.	Except for 1, all Industries of Red category Water and Air Consent to 17 type-Industries Non objection certificate to Industries of Orange Category and green category of Doon valley Water and Air Consent to Industries of Red category Authorization for Hazardous waste generating units.	Member Secretary
3.	Water and Air Consent to Industries of Orange Category Water and Air Consent to Industries of Green Category in Doon Valley No Objection Certificate to Industries of Green Category except Doon valley	Chief Environment Officer
4.	Water and Air Consent to Industries of Green Category except Doon Valley	Regional Officer

- Authorization for Bio-Medical waste Management:

Hospitals of more than 500 beds (Category-I)

Member Secretary

Hospitals of 200 to 500 beds (Category-II)

Chief Environment Officer

Hospitals of 50 to 200 (Category-III)

Chief Environment Officers

Less than 50 beds in a Hospital (Category-IV)

Regional officer

- The water and air consent will be issued to industries on calendar year basis.
- The EPF scheme for Employees of board has been accepted and approved by the Board in VIth meeting.

BOARD MEETING

The Following important decisions were taken in the Board's sixth meeting held on December 26, 2005:

- Structure of the Board was circulated to all board members for approval and same has been submitted to Govt. of Uttaranchal;
- Industries apart from Doon valley, consent to operate to green category of Industries will be issued for three years on submission of self certification by industry.
- The fee structure for consent to establish (NOC) & Consent to operate is revised for Red and Orange category of industries which is summarized as below:

S.No.	Classification (Capital Investment)	Initial Fee (Rs.)	Renewal Fee (Rs.)
1	All projects above Rs. 10000 Crore	10,00,000	7,50,000
2	More than 5000 Crore and Up to 10,000 Crore	7,50,000	500,000
3	More than 1000 Crore and Up to 5,000 Crore	500,000	400,000
4	More than 600 Crore and Up to 1,000 Crore	400,000	2,50,000
5	More than 300 Crore and Up to 600 Crore	2,50,000	1,50,000
6	More than 100 Crore and Up to 300 Crore	1,50,000	1,00,000
7	More than 50 Crore and Up to 100 Crore	1,00,000	75,000
8	More than 5 Crore and Up to 50 Crore	75,000	50,000
9	More than 01 Crore and Up to 05 Crore	50,000	25,000
10	More than 50 lakh and Up to 01 Crore	25,000	15000
11	More than 10 lakh and Up to 50 lakh	15,000	10,000
12	Minimum Fee	10,000	5000

- The existing power for grant of NOC and Consent is revised which is shown below:

1.	Non objection certificate to Red Category (17-type) of Industries	Chairman
2.	Except for 1, all Industries of Red category Water and Air Consent to 17 type-Industries Non objection certificate to Industries of Orange Category and green category of Doon valley Water and Air Consent to Industries of Red category Authorization for Hazardous waste generating units.	Member Secretary
3.	Water and Air Consent to Industries of Orange Category Water and Air Consent to Industries of Green Category in Doon Valley No Objection Certificate to Industries of Green Category except Doon valley	Chief Environment Officer
4.	Water and Air Consent to Industries of Green Category except Doon Valley	Regional Officer

- Authorization for Bio-Medical waste Management:

Hospitals of more than 500 beds (Category-I)
Hospitals of 200 to 500 beds (Category-II)
Hospitals of 50 to 200 (Category-III)
Less than 50 beds in a Hospital (Category-IV)

Member Secretary
Chief Environment Officer
Chief Environment Officers
Regional officer

- The water and air consent will be issued to industries on calendar year basis.
- The EPF scheme for Employees of board has been accepted and approved by the Board in VIth meeting.

CHAPTER 3

ENVIRONMENTAL POLLUTION CONTROL
AND IMPLEMENTATION

3.1 Hazardous Waste Management

Hazardous Waste (Management and Handling) Rules, 1989, is promulgated under Environment (Protection) Act, 1986. According to the rules every occupier/operator of the facility shall have responsibility to apply for authorization for treatment, transport, storage and disposal of hazardous wastes. During the year 2005-06, board has granted authorizations to 39 industrial units. Hon'ble Supreme Court on October 14, 2003 has directed the following orders to all State pollution control boards: -

- Hazardous Waste generating industries should fix display boards outside the main gate of their unit indicating with relevant information about Hazardous Waste, both in English and local language. Necessary action against the non-complying units shall be taken as indicated specifically under in the Supreme Court's order;
- Those industries generating Hazardous Waste and functioning without valid authorization or functioning in violation of the conditions of authorization should be given direction to closure. All state pollution control boards shall have to prepare inventory of hazardous waste generating units. The Status of the Hazardous Waste generating units in the state is given in Table 3.1:

Table 3.1: Status of the Hazardous Waste generating units in Uttaranchal

S.No.	District	No. of industries	Applied	Authorizations Granted	Quantification of Hz Waste (tpa)
1.	U.S. Nagar	28	28	28	3846.3
2.	Pauri Garhwal	1	1	1	0.007
3.	Haridwar	5	5	5	3664.4
4.	Dehradun	5	5	5	3.2
Total		39	39	39	7513.9

3.2 Municipal Solid Waste Management

The ministry of Environment & Forests Govt. of India has promulgated the Municipal Solid Waste (Management & Handling) Rules 2000 under Environment (Protection) Act 1986. In Uttaranchal state there are total **63** local bodies and five cantonment boards. During the year all local bodies have applied for authorization for proper collection segregation transportation and disposal of solid waste. The Board has also conducted three workshops each at Dehradun, Haldwani and Almora for the representatives of the local bodies with the view to bring conceptual understanding on rules. The status of all local bodies is shown in Table 3.2:



Workshop on Management of Municipal Solid and Plastic Wastes

Table 3.2: Status of all local bodies in Uttaranchal

S.No.	Local Bodies
Dehradun	
1-	Nagar Nigam, Dehradun
2-	Nagar Palika Parishad, Mussoorie
3-	Nagar Palika Parishad Vikasnagar
4-	Nagar Palika Parishad Rishikesh
5-	Nagar Panchayat Doiwala
6-	Nagar Panchayat Herburtpur
Haridwar	
7-	Nagar Palika Parishad Roorkee
8-	Nagar Palika Parishad Haridwar
9-	Nagar Palika Parishad Manglore

10-	Nagar Panchayat Laksar
11-	Nagar Panchayat Landora
12-	Nagar Panchayat, Jhabrada
Tehri Garhwal	
13-	Nagar Palika Parishad, Tehri
14-	Nagar Palika Parishad, Narendranagar
15-	Nagar Panchayat, Muni ki rati
16-	Nagar Panchayat, Kirtinagar
17-	Nagar Panchayat, Devprayag
18-	Nagar Panchayat, Chamba
Pouri Garhwal	
19-	Nagar Palika Parishad] Pouri
20-	Nagar Palika Parishad Srinagar
21-	Nagar Palika Parishad Kotdwar
22-	Nagar Panchayat, Dugadda
Chamoli	
23-	Nagar Palika Parishad Chamoli-Gopeshwer
24-	Nagar Palika Parishad Joshimath
25-	Nagar Panchayat, Karnprayag
26-	Nagar Panchayat, Nandprayag
27-	Nagar Panchayat, Gochar
28-	Nagar Panchayat, Badrinath
Uttarkashi	
29-	Nagar Palika Parishad Uttarkashi
30-	Nagar Panchayat, Badkot
31-	Nagar Panchayat, Gangotri

Rudraprayag

32-	Nagar Palika Parishad Rudraprayag
-----	-----------------------------------

33-	Nagar Panchayat, Kedarnath
-----	----------------------------

Udham Singh nagar

34-	Nagar Palika Parishad, Gadarpur
-----	---------------------------------

35-	Nagar Palika Parishad, Bajpur
-----	-------------------------------

36-	Nagar Palika Parishad, Rudrapur
-----	---------------------------------

37-	Nagar Palika Parishad, Sitarganj
-----	----------------------------------

38-	Nagar Palika Parishad, Kashipur
-----	---------------------------------

39-	Nagar Palika Parishad, Kiccha
-----	-------------------------------

40-	Nagar Palika Parishad, Khatima
-----	--------------------------------

41-	Nagar Palika Parishad, Jaspur
-----	-------------------------------

42-	Nagar Panchayat, Mahuadabra
-----	-----------------------------

43-	Nagar Panchayat, Kelakheda
-----	----------------------------

44-	Nagar Panchayat, Mahuakhedaganj
-----	---------------------------------

45-	Nagar Panchayat, Dineshpur
-----	----------------------------

46-	Nagar Panchayat, Shaktigarh
-----	-----------------------------

47-	Nagar Panchayat, Sultanpur patti
-----	----------------------------------

Nainital

48-	Nagar Palika Parishad, Nainital
-----	---------------------------------

49-	Nagar Palika Parishad, Haldwani, Nainital
-----	---

50-	Nagar Palika Parishad, Ramnagar
-----	---------------------------------

51-	Nagar Palika Parishad, Bhawali
-----	--------------------------------

52-	Nagar Panchayat, Kaladhungi
-----	-----------------------------

53-	Nagar Panchayat, Lalkaun
-----	--------------------------

54-	Nagar Panchayat, Bheemtal
-----	---------------------------

Almora	
55-	Nagar Palika Parishad Almora
56-	Nagar Panchayat, Dwarahat
Baghashwer	
57-	Nagar Palika Parishad, Baghashwer
58-	Nagar Palika Parishad, Pithoragarh
59-	Nagar Panchayat, Dharchula
60-	Nagar Panchayat, Didihat
Champawat	
61-	Nagar Palika Parishad Lohaghat
62-	Nagar Palika Parishad Tanakpur
63-	Nagar Panchayat, Champawat
S.N.	Cantonment Boards
1-	Cant Board, Dehradun
2-	Cant Board, Roorkee
3-	Cant Board Ranikhet
4-	Cant Board, Almora
5-	Cant Board, Nainital

There are 68 local bodies in the state however all the local bodies are applying for authorization, but as on today no local bodies have developed sanitary landfill site and waste processing facility for disposal of municipal solid wastes.

3.3 Biomedical Waste Management

The Ministry of Environment & Forests, Govt. of India has promulgated the "Biomedical waste (Management & Handling) Rules 1998." According to Rules the Hospital authorities are required to obtain authorization from State Pollution Control Board for sound management of biomedical waste generated in their hospital in respect to collection, segregation, treatment, transportation and disposal. Board has authorized to two transporting agencies for collection and transportation of waste from the hospital of Garhwal region and the collected waste are being disposed off through facilities of B.H.E.L Hospital. Similarly two transporters have been engaged for Kumaun region where wastes are disposed off through incinerator at Sushila Tiwari, Memorial Hospital, Haldwani. The status of Bio-Medical waste Management in respect of Garhwal and Kumaun Region is given in Table 3.3:

Table 3.3: Status of Bio-Medical waste Management in respect of Garhwal & Kumaun Region

Garhwal Region:

S.No.	District	Total no. of Hospital	Total no. of Beds	Authorization Grant	Authorization Refuse	Not Applied
1.	Dehradun	169	3295	106	32	32
2.	Haridwar	126	1481	23	68	36
3.	Pauri	31	453	3	7	21
4.	Tehri	09	116	1	2	7
5.	Uttarkashi	10	184	-	6	4
6.	Chamoli	18	238	-	1	17
7.	Rudrapur	16	130	1	14	1
	Total	379	5897	124	130	118

Kumaun Region:

S.No.	District	Total no. of Hospital	Total no. of Beds	Authorization Grant	Authorization Refuse	Not Applied
1.	Almora	14	442	07	07	-
2.	Bageshwar	1	30	-	01	-
3.	Champawat	2	37	02	-	-
4.	Nainital	44	1557	34	06	-
5.	Udham Singh Nagar	105	1227	88	05	04
6.	Pithoragarh	8	274	06	01	-
	Total	174	3567	137	20	04

S.No.	District	No. of Health Care Facility	No. of Beds	Total Waste generation Kg/day	BMW disposed off through CWDF in kg/day	BMW disposed off individually in kg/day
1.	Dehradun	169	3295	642	579	-
2.	Haridwar	126	1481	288	122	59
3.	Pauri	31	453	88	65	-
4.	Tehri	09	116	22	9	3

5.	Uttarkashi	10	184	35	-	19
6.	Chamoli	18	238	46	-	19
7.	Rudrapryag	16	130	25	-	19
	Total	379	5897	1146	775	101
8.	Almora	14	442	86	78	8
9.	Bageshwar	1	30	5	-	5
10.	Champawat	2	37	7	-	4
11.	Nainital	44	1557	303	2	42
12.	Udham Singh Nagar	105	1227	239	261	5
13.	Pithoragarh	8	274	53	253	53
	Total	174	3567	693	574	117
Grand Total		553	9464	1839	1349	218

Note:

Total no. of Hospitals: 553

Total no. of Hospitals granted authorization: 261

Total no. of Beds: 9464

Total no. of Beds covered: 6902

Total quantum of waste generation: 1845.48 Kg/day

Total quantum of waste disposed off through CWDF: 1349 kg/day

Total quantum of waste disposed off individually: 218 kg/day

3.4 Noise Pollution Regulation

In order to regulate noise level the government of India has brought out the Noise Pollution (Regulation and Control) Rules 2000 under The Environment (Protection) Act, 1986. In compliance of the direction of Hon'ble Supreme court of India, the board has conducted sound level monitoring at different locations of various towns during pre and post Diwali. The findings of the monitoring results of the year 2005-06 are shown in Table 3.4.1 and Sound Level monitoring during Diwali in the Dehradun city is given in the Table 3.4.2:

Table 3.4.1: Results of Sound level monitoring of Dehradun city for the year 2005-06

Month	Race Course Near MLA House (Residential area)	Doon Hospital (Silence Zone)	Clock Tower (Commercial area)	Gandhi Park (Silence Zone)	Survey Chowk (Commercial area)	C.M.I. Hospital (Silence Zone)
Apr, 05	-	-	-	-	-	-
May, 05	63.59	60.9	75.9	62.7	74.4	-

Jun, 05	-	60.8	75.4	65.1	73.2	61.7
July, 05	64.1	66.0	80.8	54.3	-	66.1
Aug, 05	71.5	59.9	90.8	62.8	76.2	65.4
Sep, 05	60.68	64.87	77.5	62.8	76.72	63.2
Oct, 05	-	-	-	-	-	-
Nov, 05	-	-	-	-	-	-
Dec, 05	62.36	60.7	73.29	52.0	76.04	64.9
Jan, 06	65.74	64.27	88.85	67.56	79.5	64.57
Feb, 06	66.96	63.52	87.7	66.84	76.9	64.81
Mar, 06	70.51	68.14	91.62	68.46	84.5	73.2

Table 3.4.2: Sound Level monitoring during Diwali in the Dehradun city

Locations	Sound Level dB (A)								
	31.10.2005			01.11.2005			02.11.2005		
	L. Max	L Min.	Avg. Leq.	L. Max.	L. Min.	Avg. Leq.	L. Max.	L Min.	Avg. Leq.
Doon Hospital (Silence Zone)	79.1	60.5	67.5	79.0	61.2	71.0	79.1	60.5	67.5
Prince Chowk (Commercial area)	84.5	74.7	79.9	84.5	72.3	80.7	81.1	48.2	63.1
Race Course (Residential area)	83.2	70.2	77.8	84.4	72.2	79.7	89.2	64.5	72.6
Survey Chowk (Commercial area)	82.9	55.9	76.0	90.0	55.9	79.0	84.6	71.2	79.3
Nehru Colony (Residential area)	84.5	59.9	77.0	84.4	66.4	80.1	73.3	43.2	50.0
Darshanlal Chowk (Commercial area)	84.4	69.8	75.4	84.4	71.4	78.6	83.3	58.5	76.0

3.5 Plastic Waste Management

For the management of plastics in hilly areas, State Govt. has established the plastic densification plant at Srinagar, where waste plastics will be densified and sent to other states after densification for recycling. The densification plant is under operation. The Board has also provided technical support to district authority of Dehradun district for ban on plastic carry bags of less than 20µ.

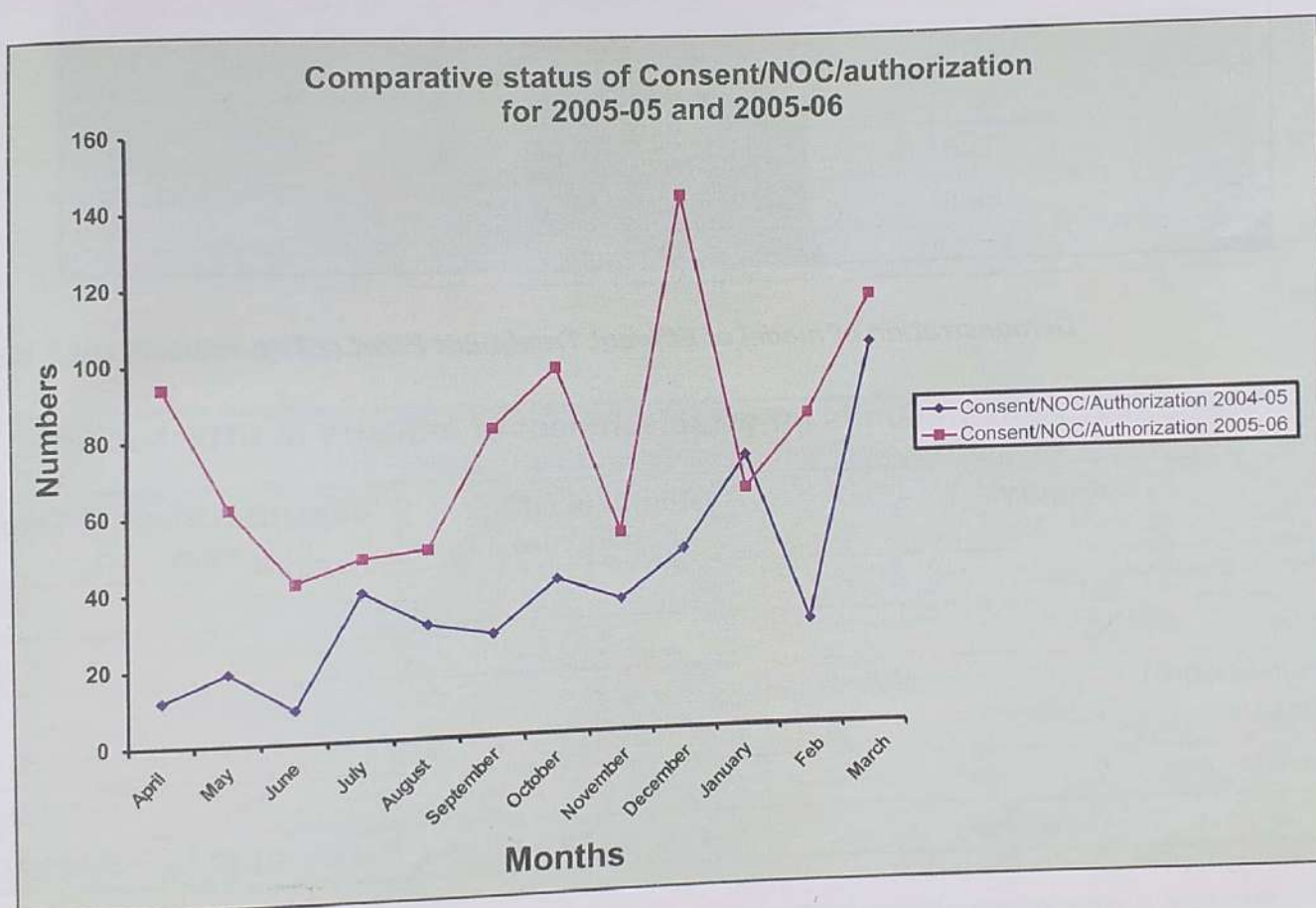
3.6 Environmental Clearance

3.6.1 Consent to Establish (NOC)

Total applications of Consent to establish/Consent to operate during the year 2005-06 is given in the Table 3.6.1:

Table: 3.6.1

Application	Head Office, Dehradun	Regional Office, Dehradun	Regional Office, Haldwani	Total
Consent to establish	159	131	72	362
Consent to Operate	177	73	125	375



3.6.2 Consent Management of Industries

The Government of India has notified Water (Prevention and Control of Pollution) Act, 1974 and Air (Prevention and Control of Pollution) Act, 1981 for the management of pollution control and abatement. According to the Act various responsibilities have been entrusted to the State Pollution Control Board for effective implementation of the rules. The summary of existing industrial units is shown in table and status of industrial units granted consent under Air and Water Acts and no objection certificate issued to industrial units for establishment of industry is shown in Table 3.6.2 :-



Demonstration of model of Effluent Treatment Plant (ETP)

Table 3.6.2: Industrial units for establishment of industry in Uttarakhand

Category	Regional Office Haldwani	Regional Office Dehradun	Total
Red Category (17-type)	24	07	31
Red Category (54-type)	110	125	235
Orange (Doon Valley) Orange other than Doon Valley	350	135 230	135 580
Green Category	90	750	840
	574	1247	1821

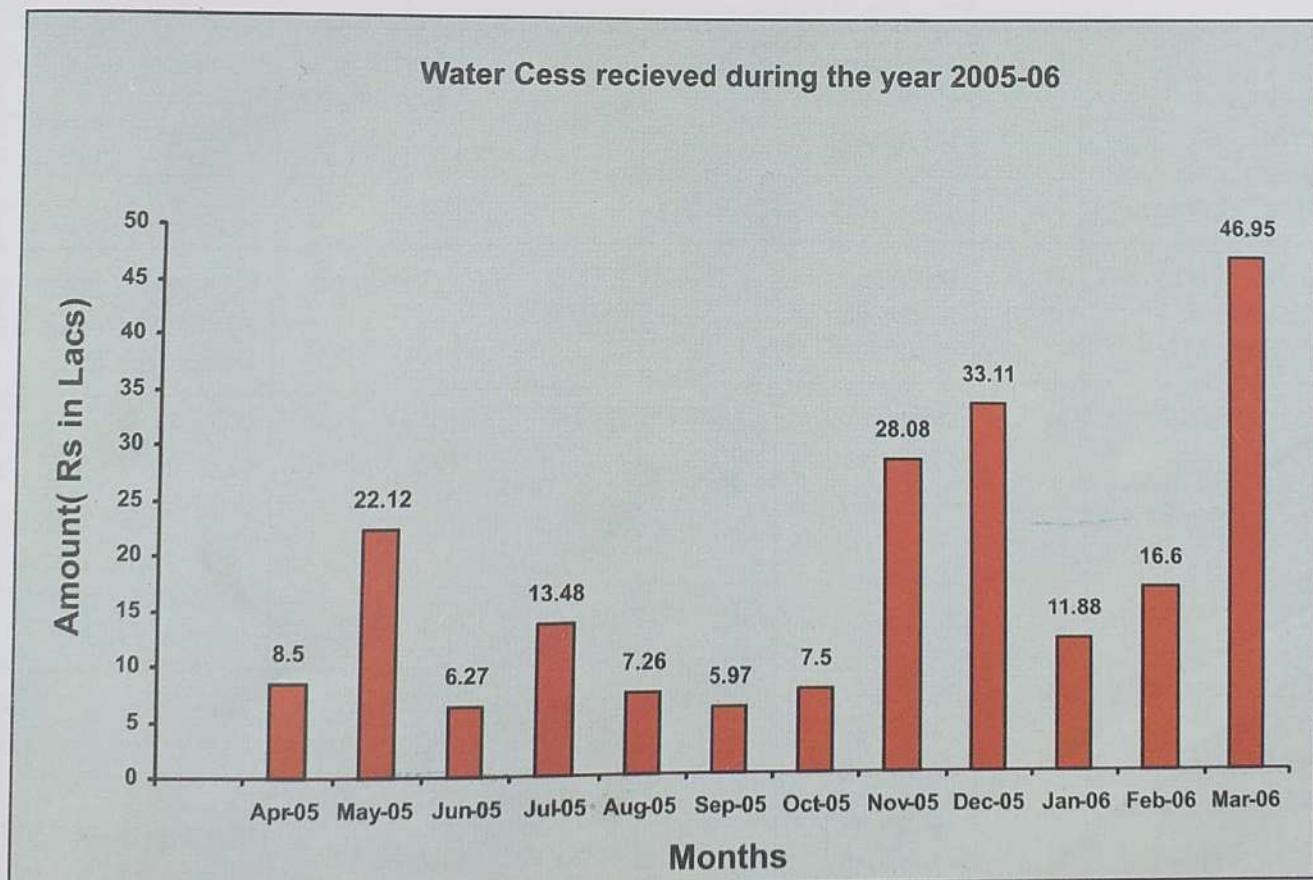
3.7 Water Cess Management

Government of India has brought out the Water (Prevention & Control of Pollution) Cess Act 1977. The Water Cess Water Act provide for the Levy and collection of a Cess on Water consumed by persons carrying on certain industries activities and by local authorities. During the financial Year 2005-06 **Rs. 207.72 Lacs** Cess is collected, the month wise Cess collected during the year is shown in Table 3.7

Table 3.7: Water Cess received during the year 2005-06.

Month	Amount per month (Rs. in Lacs)
April-05	8.50
May-05	22.12
June-05	6.27
July-05	13.48
August-05	7.26
September-05	5.97
October-05	7.50
November-05	28.08
December-05	33.11
January-06	11.88
February-06	16.60
March-06	46.95
Total	207.72

Total Cess Received- Rs.207.72 Lacs



3.8 Status of Corporate Responsibility for Environmental Protection (CREP) Recommendation in Uttaranchal

The time bounding programme for the most polluting industries (17- category) was made by CPCB on March 2003 and the full authority for compliance was given to State Pollution Control Board. The status of 17- category industries under Corporate Responsibility for Environmental Protection (CREP) is shown in Table 3.8

Table 3.8: Status of 17- category industries under Cooperative Responsibility for Environmental Protection (CREP)

Name and Address of the Unit	Cat.	HWM Provision	Status of ETP	Status of Emission Control Units	Status of CREP recommendation	Action taken
Doon Valley Distillers Kuanwala, Dehradun	M	stored safely within premises	OPRS	OPRS	Complied	Regular monitoring of Pollution Control Device (APCD)
India Glycols Ltd. (Ethenol Plant) A-1, Ind. Area; Kashipur	L	Stored safely within premises	OPRS	OPRS	Complied	-do-
Bazpur Co-Sugar Operative Factory Distillery Unit, Bazpur, USNagar	L	stored safely within premises	OPRNS	OPRNS	Partly Complied	Consent granted not
Khushal Fertilizers Bhagwanpur, Haridwar	M	stored safely within premises	UCL	UCL	Complied	Regular monitoring of Pollution Control Device (APCD)
Sidheshwari Paper Udhyog Kashipur	M	stored safely within premises	OPRNS	OPRS	Partly Complied	Forfeited bank Guarantee of Rs. 2.00 lacs Unit is in process of installing Chemical recovery plant
Multiwal Paper & Board Kundeshwari Road, Kashipur	M	stored safely within premises	OPRNS	OPRS	Partly Complied	Forfeited Bank Guarantee of Rs. 3.10 lacs Issued Show Cause Notice for Closure.

Cheema Papers Ltd. Bazpur, USNagar	M	stored safely within premises	OPRNS	OPRNS	Partly Complied	Show Cause notice for Closure Confirm Closure under water Act Digesters had been sealed F.I.R. has been filed against the unit as the unit has de-sealed the digesters without Board permission
Century Pulp & Paper Lalkua, Nainital	L	Stored safely within premises	OPRS	OPRS	Complied	Installed Chemical recovery Plant
Naini paper Mill, nainital	M	Stored safely within premises	OPRS	OPRS	Complied	Installed Chemical recovery Plant
Sidharth Papers Ltd. Kashipur	M	Stored safely within premises	OPRNS	OPRNS	Partly Complied	Forfeited bank Guarantee of Rs. 2.00 lacs Unit is in process of installing Chemical Recovery Plant
Banwari Paper Mill Ltd. Ramnagar Road, Kashipur	M	stored safely within premises	OPRNS	OPRNS	Partly Complied	Show Cause Notice for Closure Forfeited Bank guarantee of Rs. 5.00 lacs
Shrishyam Paper Mills Kashipur	M	Stored safely within premises	OPRS	OPRS	Partly Complied	Unit is in process of installing Chemical Recovery Plant
Vishwakarma Paper & Board Kashipur, U S Nagar	M	Stored safely within premises	OPRNS	OPRNS	Partly Complied	Forfeited bank Guarantee of Rs. 2.00 lacs Consent to operate not given.
Shivalik Rasayan Ltd.	M	stored safely within	OPRS	OPRS	Complied	Regular monitoring of Pollution Control

Kolhupani, Chandanwari, Dehradun		premises				Device(APCD)
Luxmi Sugar Mill Iquabalpur, Roorkee; Haridwar	L	stored safely within premises	OPRS	OPRS	Complied	Regular monitoring of Pollution Control Device(APCD)
R.B.N.S. Sugar Mill Laksar, Haridwar	L	stored safely within premises	OPRS	OPRS	Complied	Regular monitoring of Pollution Control Device(APCD)
Doiwala Sugar Co. Ltd. Doiwala, Dehradun	L	stored safely within premises	OPRS	OPRS	Complied	-do-
Kiccha Sugar Co. Ltd. Kiccha, USNagar	L	stored safely within premises	OPRS	OPRS	Complied	-do-
D S M Sugar Ltd. Kashipur, USNagar	L	stored safely within premises	OPRS	OPRS	Complied	-do-
Kisan Sahakari Chini Mill, Gadarpur, USNagar	M	stored safely within premises	OPRNS	OPRS	Partly Complied	Consent not given
Kisan Sahakari Chini Mill Ltd. Nadhehi, USNagar	M	stored safely within premises	OPRNS	OPRS	Partly Complied	Consent not given
Kisan Sahakari Chini Mill, Sitarganj, USNagar	M	stored safely within premises	OPRNS	OPRS	Partly Complied	Consent not given
Bazpur Co- Operative Sugar Factory Bazpur, USNagar	L	stored safely within premises	OPRS	OPRS	Complied	Regular monitoring of Pollution Control Device(APCD)

OPRS - Operating Pollution Control facility with satisfactorily
 OPRNS - Not Operating Pollution Control facility with satisfactorily
 PCD - Pollution Control Device

ENVIRONMENTAL MONITORING

4.1 Water Quality Monitoring

The Board is responsible for restoration and maintenance of wholesomeness of aquatic resources in the state and to ensure that water quality is being maintained or restored at desired level. The Board regularly monitors water quality with the following objectives:

- To enable rational planning of pollution control strategies and their prioritization.
- To assess the nature and extent of pollution control needed in different water bodies or their part.
- To evaluate effectiveness of pollution control measures already in existence
- To evaluate water quality trend over a period of time
- To assess the fitness of water for different uses

The Central Pollution Control Board under the National Programme "Monitoring of National Aquatic Resources" (MINARS) is sponsoring the water quality monitoring of major rivers of the State. Under this programme, the UEPPCB has been monitoring the water quality of river Ganga on a monthly basis, since 1998 at 11 stations in Uttarkashi, Rishikesh and Haridwar.

Under the water quality-monitoring Programme board is continuously monitoring the river water quality and Lakes. At present under river water quality monitoring total eleven water quality-monitoring stations have been identified on river Alaknanda, Bhagirathi, Mandakani and Ganga. The characteristics of river water quality and lakes are shown in Table 4.1.1

Table 4.1.1: Characteristics of water quality of rivers in Uttaranchal

Month	Station Code*	Temp. °C	PH	DO mg/l	BOD mg/l	Fecal Coliform MPN/100 ml	Total Coliform MPN/100 ml
Apr, 05	1060	18.0	7.5	9.0	-	Nil	23.00
	1061	21.0	7.5	6.8	-	21.00	1600
	1484	15.0	7.5	12.6	-	Nil	Nil
	1485	15.0	7.5	12.6	-	Nil	Nil
	1486	14.0	7.5	12.8	-	Nil	Nil
	1487	18.0	7.5	10.2	-	Nil	Nil
	1488	19.0	7.5	11.4	-	Nil	Nil
	1489	18.0	7.5	10.0	-	Nil	00.00
	1490	22.0	7.5	9.4	1.7	0.0	00.00
	1494	19.0	7.5	11.0	-	0.0	23.00
May, 05	1060	21.0	7.5	8.8	-	Nil	

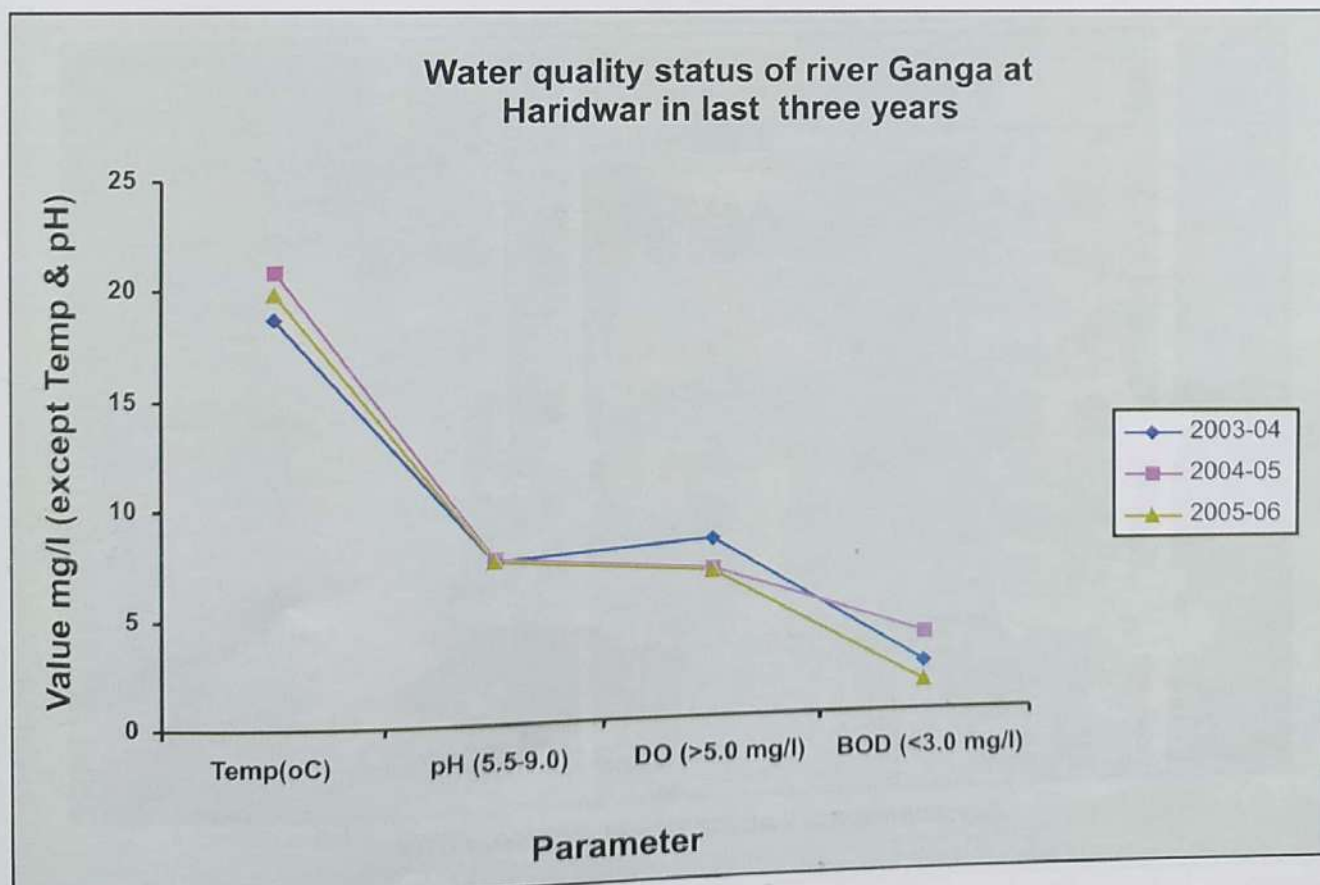
Annual Report 2005-06

	1061	22.0	7.5	6.0	-	17.00	1600
Jun, 05	1060	20.0	7.5	7.6	-	Nil	13.00
	1061	20.0	7.5	6.4	-	17.00	1600
July, 05	1060	20.0	7.5	9.9	-	Nil	Nil
	1061	22.0	7.5	7.0	-	23.00	1600
	1484	20.0	7.5	11.6	-	Nil	Nil
	1485	20.0	7.5	11.6	-	Nil	Nil
	1486	19.0	7.5	10.8	-	Nil	Nil
	1487	19.0	7.5	10.6	-	Nil	Nil
	1488	19.0	7.5	10.6	-	Nil	Nil
	1489	20.0	7.5	10.8	-	Nil	Nil
	1490	22.0	7.5	9.8	-	0.0	00.00
	1494	22.0	7.5	10.0	-	0.0	00.00
Aug, 05	1060	21.0	7.5	9.9	-	Nil	17.00
	1061	22.0	7.5	6.9	-	-	1600
Sep, 05	1060	20.0	7.5	9.9	-	Nil	23.00
	1061	23.0	7.5	7.2	-	17.00	1600
Oct, 05	1060	19.0	7.5	7.0	1.4	Nil	23.00
	1061	20.0	7.5	7.0	4.4	17.00	1600
	1484	18.0	7.5	10.1	Nil	Nil	Nil
	1485	18.0	7.5	10.1	Nil	Nil	Nil
	1486	18.0	7.5	11.3	Nil	Nil	Nil
	1487	19.0	7.5	10.6	Nil	Nil	Nil
	1488	19.0	7.5	10.6	Nil	Nil	Nil
	1489	19.0	7.5	10.1	Nil	Nil	Nil
	1490	20.0	7.5	9.2	-	0.0	00.00
	1494	19.0	7.5	11.0	0.0	0.0	00.00
Nov, 05	1060	19.0	7.5	9.4	-	Nil	23.00
	1061	20.0	7.5	7.4	4.1	17.00	1600
Dec, 05	1060	11.0	7.5	10.1	-	Nil	23.00
	1061	13.0	7.5	6.1	4.2	23	1600
Jan, 06	1060	11.0	7.5	9.0	-	Nil	Nil
	1061	13.0	7.5	7.0	4.1	17	1600
	1484	10.0	7.5	9.6	Nil	0.0	00.00
	1485	10.0	7.5	11.8	Nil	0.0	00.00

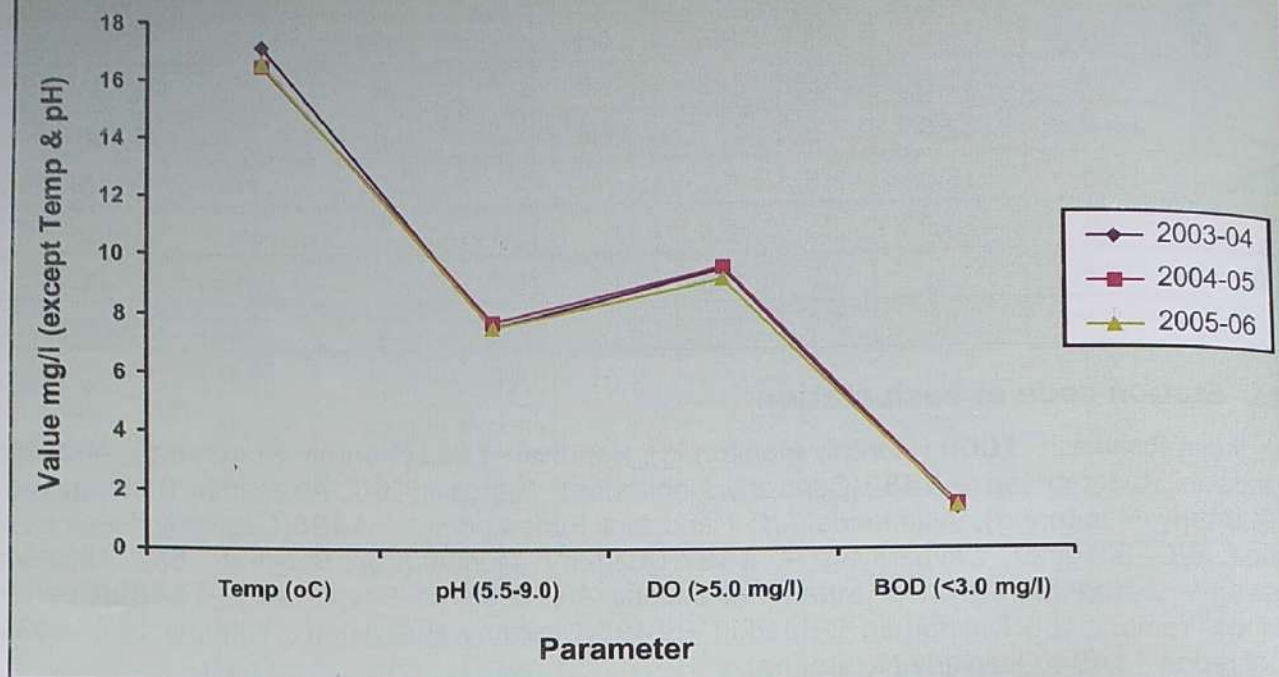
	1486	10.0	7.5	11.8	Nil	Nil	00.00
	1487	9.0	7.5	10.0	Nil	0.0	00.00
	1488	10.0	7.5	10.7	Nil	0.0	00.00
	1489	10.0	7.5	9.8	Nil	0.0	00.00
	1490	13.0	7.5	9.8	Nil	0.0	00.00
	1494	12.0	7.5	10.0	Nil	0.0	00.00
Feb, 06	1060	18.0	7.5	9.2	-	0.0	23.00
	1061	20.0	7.5	6.9	-	17	1600
Mar, 06	1060	-	7.5	9.4	-	Nil	17.00
	1061	22	7.5	6.5	-	23	1600

*** Note: Station code of each station**

Laxman Jhula, Rishikesh- **1060** (Monthly Monitoring), Haridwar- **1061** (Monthly Monitoring), Alkananda B/C Mandakini Rudarapryag - **1484** (Quarterly Monitoring), Mandakini B/C Alkananda Rudarapryag - **1485** (Quarterly Monitoring), Alkananda A/C Mandakini Rudarapryag - **1486** (Quarterly Monitoring), Alkananda B/C Bhagirati Devparayag - **1487** (Quarterly Monitoring), Bhagirati B/C Alkananda Devparayag - **1488** (Quarterly Monitoring), Alkananda A/C Bhagirati Devparayag - **1489** (Quarterly Monitoring), Yamuna U/S Dakpathar, Dehradun - **1490** (Quarterly Monitoring), Yamuna U/S Lakhwar Dam, Dehradun - **1494** (Quarterly Monitoring)



Water quality status of river Ganga at Rishikesh (Laksman Jhula) in last three years



The three famous Lake of Uttaranchal Naini-lake, Sat-tal lake & Naukuchiatal have already been covered under the water quality monitoring programme. The characteristics of river water quality of lakes are shown in Table 4.1.2, 4.1.3 and 4.1.4



Environmental Laboratory at Regional Office

Table 4.1.2: Water quality characteristics of Lake Nainital (Tallital) in the year 05-06

Parameter	APR	MAY	JUN	JUL	AUG	SEP	OCT	NOV	DEC	JAN	FEB	MAR
Color	CL	CL	CL	CL	CL	CL	CL	CL	CL	CL	CL	CL
Odour	OL	OL	OL	OL	OL	OL	OL	OL	OL	OL	OL	OL
TDS	390	350	375	345	320	330	340	345	350	340	370	380
EC	596	537	574	533	498	505	560	510	515	510	545	580
pH	8.94	8.75	8.66	8.10	8.16	8.08	7.68	7.54	7.49	7.50	7.50	8.20
D.O.	9.4	8.6	3	5.8	6.2	10.8	8.2	8.4	3.2	6.3	6.8	8.9
BOD	2.2	3.0	2.4	2.6	3.6	3.0	1.5	1.4	1.8	2.8	2.0	2.0
T. Hardness (as CaCO ₃)	308	224	214	210	202	288	284	270	276	276	288	316
Calcium (as Ca)	36.1	21.6	24.0	24.0	24.8	31.3	30.0	29.2	30.1	36.1	52.0	34.0
Magnesium (as Mg)	52.9	41.9	37.4	36.5	34.0	51.0	48.0	47.7	48.8	45.2	38.4	53.0
Alkalinity (as CaCO ₃)	218	184	190	186	182	164	190	185	188.9	205	210	225
Chloride	20	18.0	20.0	20.0	18.0	16.0	21.0	22.7	23.0	18.5	21.0	18.5

Note: Except pH and Conductivity, all other results are in mg/l. Conductivity is in $\mu\text{mhos/cm}$
 CL- Colorless, OL- Odorless and EC- Electric Conductivity

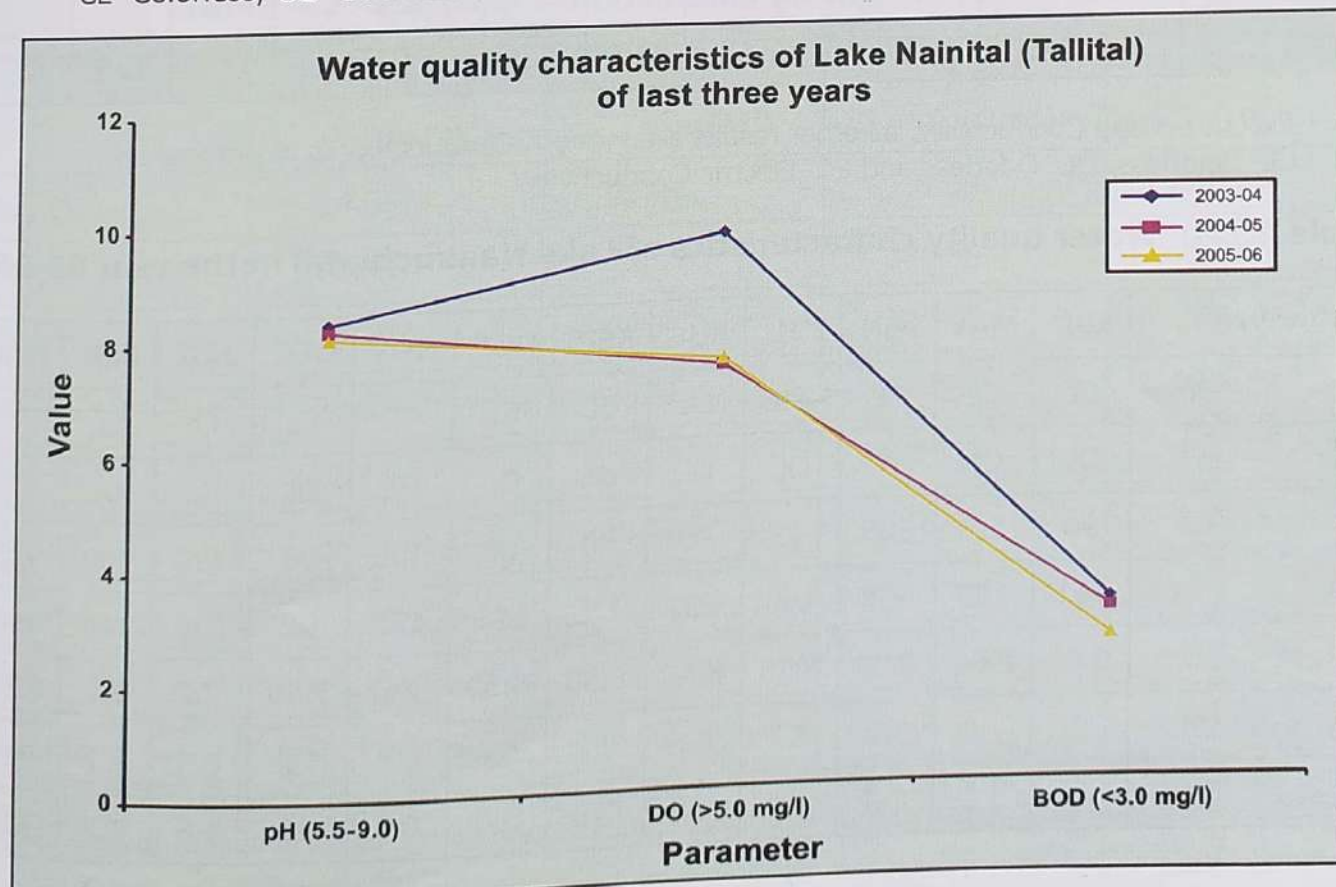


Table 4.1.3: Water quality characteristics of Lake Sat tal in the year 2005-06

Parameter	APR	MAY	JUN	JUL	AUG	SEP	OCT	NOV	DEC	JAN	FEB	MAR
Color	CL	CL	CL	CL	CL	CL	CL	CL	CL	CL	CL	CL
Odour	OL	OL	OL	OL	OL	OL	OL	OL	OL	OL	OL	OL
TDS	70	80	100	100	70	70	80	120	115	90	100	90
EC	121	126	161	157	108.0	100	135	210	114	190	175	140
pH	8.72	8.34	9.30	8.81	8.04	8.00	8.50	8.40	8.15	7.4	7.5	8.2
D.O.	7.2	7.4	6.8	7.6	7.4	8.4	7.6	9.2	7.2	8.1	8.5	9.6
BOD	1.0	1.0	1.0	1.5	1.0	3.0	2.0	1.0	1.3	1.1	1.2	1.4
T. Hardness (as CaCO ₃)	62	58	56	38	58	46	62	53	52.9	64	96	102
Calcium (as Ca)	11	10.4	10	12.8	3.6	11.2	14.4	20.4	23	22.4	32.9	32
Magnesium (as Mg)	8.4	7.8	7.5	1.5	8.3	4.4	6.0	6.2	6.9	3.8	3.4	5.3
Alkalinity (as CaCO ₃)	68	81	72	46	52	49	58	65	64	80	85	80
Chloride	9	8.0	9.0	10.0	8.0	11.0	8.0	11.4	10.1	11.4	12.8	8.5

Note: Except pH and Conductivity, all other results are in mg/l. Conductivity is in $\mu\text{mhos/cm}$
 CL- Colorless, OL- Odorless and EC- Electric Conductivity

Table 4.1.4: Water quality characteristics of Lake Naukuchiatal in the year 05-06

Parameter	APR	MAY	JUN	JUL	AUG	SEP	OCT	NOV	DEC	JAN	FEB	MAR
Color	CL	CL	CL	CL	CL	CL	CL	CL	CL	CL	CL	CL
Odour	OL	OL	OL	OL	OL	OL	OL	OL	OL	OL	OL	OL
TDS	90	110	105	95	90	80	80	105	98	120	130	120
EC	161	169	168	149	136	129	145.5	181	181	190	240	150
pH	9.60	8.86	9.29	8.76	8.45	8.50	8.50	8.42	7.95	7.2	7.2	8.20
D.O.	8	7.6	7.2	6.2	6.8	9.8	6.8	8.8	9.0	8.5	9.2	9.8
BOD	1	1.1	1.4	1.6	1.8	2.6	2.0	0.8	1.5	1.8	1.2	1.2

T. Hardness (CaCO ₃)	88	70	62	40	70	63	72	65	68	80	116	116
Calcium (Ca)	16.8	16.0	15.0	14.0	15.2	13.6	16.0	21.2	22.8	26.4	36.0	32.9
Magnesium (Mg)	11.2	7.3	6.0	1.5	7.8	7.0	8.2	7.0	7.8	30.4	6.3	8.2
Alkalinity (CaCO ₃)	80	60	58	76	68	61	70	85	81.5	90	105	90
Chloride	10	10.0	10.0	10.0	9.0	12.0	10.0	9.2	10.0	15.8	12.8	8.2

Note: Except pH and Conductivity, all other results are in mg/l. Conductivity is in μ mhos/cm
CL- Colorless, OL- Odorless and EC- Electric Conductivity

4.2 Air Quality Monitoring

Ambient Air Quality Monitoring (AAQM) is being conducted since 1987 by the State Board at two locations in Dehradun City, namely Clock Tower and Raipur Road. The intracity locations for AAQM have been chosen on the basis of local activity zones, viz. industrial, commercial, residential and sensitive receptors (if any).

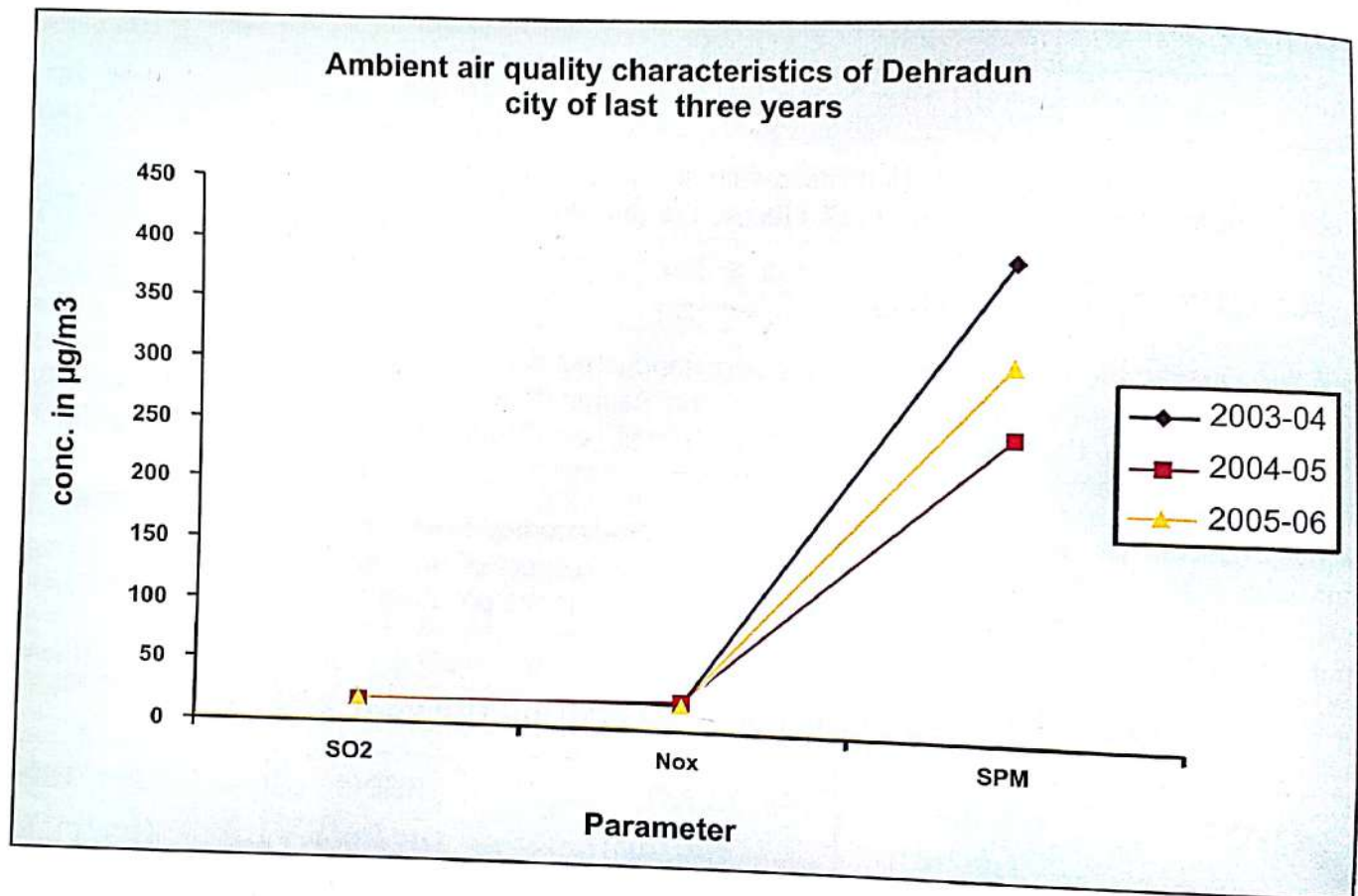
Under the National Ambient Air Quality Monitoring Programme, Board is regularly monitoring the ambient air quality in Dehradun city (Station Code- 89), in respect of Sulphur Di Oxide SO₂, Nitrogen Di Oxide NO₂ and Suspended Particulate Matter. The status of above pollutants during the year 2005-06 is shown in Table 4.2

Table 4.2: Status of Air pollutants during the year 2005-06

Month	SO ₂ (μ g/m ³)	NO _x (μ g/m ³)	RSPM (μ g/m ³)	SPM/TSP (μ g/m ³)
Apr, 05	24.55	26.23	232.34	618.26
May, 05	21.39	27.25	125.44	397.73
Jun, 05	19.09	24.9	147.05	370.73
Jul, 05	22.07	25.97	132.49	278.27
Aug, 05	22.49	26.05	130.02	303.07
Sep, 05	29.33	28.57	118.42	291.35
Oct, 05	-	-	-	-
Nov, 05	-	-	-	-
Dec, 05	21.44	25.22	182.55	366.46
Jan, 06	23.53	26.71	149.94	324.46

Annual Report 2005-06

Feb, 06	21.25	24.29	165.57	370.18
Mar, 06	21.55	18.59	148.00	351.03



ENVIRONMENTAL STUDY PROJECTS SPONSORED BY MINISTRY OF ENVIRONMENT & FORESTS (MoEF)/CENTRAL POLLUTION CONTROL BOARD (CPCB)

5.1 ENVIS (Environment Information System) Centre

Under ENVIS Project, Board has received amount of Rs. 5.27 Lacs as the second installment from Ministry of Environment & Forest (MoEF), for its continuation Board has established data bank of Uttaranchal in respect of environmental parameters like air, water quality and noise level information and has made provision for online submission of such data to CPCB on monthly basis. Board has also published two ENVIS News Letter on "Management of Bio- Medical Waste (BMW)" and "Management of Municipal Solid Waste through Public Private Partnership". Board is in the way to upload State of Environment Report (SoE) in UEPPCB Website. This website has been designed where user can access the information related to State of Environment of Uttaranchal. This report will be updated periodically.

5.2 Spatial Environment Planning Programme

Uttaranchal Environment Protection & Pollution Control Board (UEPPCB) has been assigned a project namely "**Spatial Environmental Planning Programme**" by Central Pollution Control Board. The Spatial Environmental Planning Programme has been conceptualized for ensuring protection of environment and its resources through planned and sustainable development.

The aim of this project is to prepare environmental atlas for siting of industries considering environmental parameters. Environmental planning is an important tool, which facilitates data base for decision-making. Though 'Zoning Atlas for Siting of Industries' an entrepreneur can locate the site for industry keeping in mind availability of resources, essential infrastructure and market for the goods produced. Under this programme, UEPPCB is in the process of preparing State Environment Atlas, District Environment Atlas and Zoning Atlas for all Districts in the State and industrial siting plans of each district are to be compiled to an abridged industrial siting atlas for the entire state. During first phase, Board has taken two districts namely Dehradun and Haridwar for siting of industries considering the sensitivity of environment with the pollution potential of industries as to identify sites with minimal environmental impact/risk. For the Spatial Environmental Planning Project, CPCB has already sanctioned Rs. 3 Lacs as a first installment for taking up all the activities under the same.

5.3 State of Environment Report (SoE phase I)

MoEF has sanctioned Rs. 10 Lacs for preparation of State of Environment (SoE) Report. The Board has prepared State of Environment Report in association with Infrastructure Development and Finance Company (IDFC). The report entails Environmental aspect related to sustainable development, land and People, Forest and Diversity, Water, Energy, Urbanization, Disasters, Industry, Transport and Tourism. The report also highlighted useful recommendation and conclusion. For SoE -Phase II, MoEF has also sanctioned Rs. 7.00Lacs for IIInd phase of State of Environment report.

5.4 Infrastructure & Strengthening of the Board

Under this project Ministry of Environment and Forest, Govt. of India, as provided financial assistance to UEPPCB for strengthening of Infrastructure of the board and speedy implementation of the Environment Protection Act. During the first and second phase of the project board has conducted inventory of the various hospitals, municipal authorities and hazardous waste generating units in the state. At last phase board is in the process of documentation of above inventory report.

MISCELLANEOUS ACTIVITIES

The other activities being performed by board are highlighted as below

6.1 Celebration of World Environment Day

Board has celebrated World Environment Day on 5 June 2005. On this occasion environmental excellence awards were given to various sectors working in the area of environment.



Chief Secretary Addressing on the occasion of World Environment Day

Environmental Award given to Nagar Palika, Pithoragarh for Municipal Solid and Plastic Wastes Management



6.2 Celebration of World Ozone Day

The World Ozone Day celebrated on 16th September, on the occasion following activities were performed.

1. Drawing competition organized at regional office level.
2. Drawing competition organized and prizes were distributed to the winners at regional office level.
3. In the Collaboration with Indian organized and issues discussed in the seminar.
4. Board has also requested to large-scale industries to celebrate Ozone Day and to conduct public awareness programmes.

6.3 Preparation of Action Plan for Pollution Control in Dehradun City

Central Pollution Control Board has Sponsored Project entitled "**Preparation of Action Plan for Pollution Control in Dehradun City**" with the following major objectives:

- To study the existing environmental status of the city with respect to air, water, noise, and land environment and assessment of contribution made by the domestic, industrial, transport sector to the environmental quality of the region.
- To prepare action plans for pollution control for Air (Vehicular & Industrial), Water (Drinking & waste water), Noise (Domestic, vehicular & Industrial) and Solid waste (Domestic, Industrial & Medical).
- To prepare environmental Managements plans with clear responsibility of various agencies to execute action plan for the pollution control in Dehradun city.

The report has been finalized and is under documentation.

6.4 Training

Central Pollution Control Board (CPCB) and other agencies have organized various training programmes in which the officers of Board have participated in training. The details are given in the Table 6.4.

Table 6.4

S.No.	Name of Course	Name of Board's Officials participated
1.	Hazard Identification & Risk Assessment (HIRA) in Isolated Storage by CPCB at Bhopal	Mr. Geetesh Chandra, SRF
2.	Lake Conservation & Restoration of Lake Water Quality by CPCB at B.H.E.L. in Hardwar	Mr. S.S. Rana, ASO Dr. V.K. Joshi, ASO
3.	Spatial Environmental Planning Programme by CPCB in Delhi	Ms. Meenakshi, EP Mr. Geetesh Chandra, SRF

6.5 Workshop

1. Two day Workshop on **"Municipal solid waste, Plastic Waste and Bio- Medical Waste Management"** was organized on 15-16 Dec, 2005 at Haldwani. About 50 participants from local bodies, major hospitals and NGO's representatives participated the Workshops.

2. Organized a two day workshop on **"Decentralized Waste Water Treatment System: Its scope in Uttaranchal "** on June 29-30, 2005 at Haldwani, Officials from Jal Sansthan, major Hotels, boarding schools and NGO's representatives participated in the Workshops.

3. Workshop on **"Municipal Waste and Bio- Medical Waste Management"** was organized on 31 January 2006 at Almora. Executive Officers of local bodies and medical officers from major hospitals attended the workshop.



Workshop on Decentralized Waste Water Treatment System: Its Scope in Uttaranchal

6.6 Public Hearing

Two Public Hearings for environment clearance were organized in the financial year 2005-06. The above public hearings were in compliance of Environment Impact Assessment Notification, 1994 as amended. Name of project for which public hearings were sought are as follows:

- M/s Almora Magnesite Ltd. Almora, for mining of Magnesite in Almora Area. This public hearing was called for renewal of existing mines and expansion of mining area.
- Sitarganj Industrial Area, Sitarganj is to set up Industrial Estate in Kumaun Region basically for IT based industries.

CHAPTER 7

FINANCIAL TARGET AND ACHIEVEMENTS

The board granted the total budget (for receipts) of Rs 211.00 Lacs for the financial year 2005-06 and board has achieved the total target of receipts during the financial year Rs. 458.21 Lacs under different budget heads. The details of amount receipts during the financial year 2005-06 is given below:

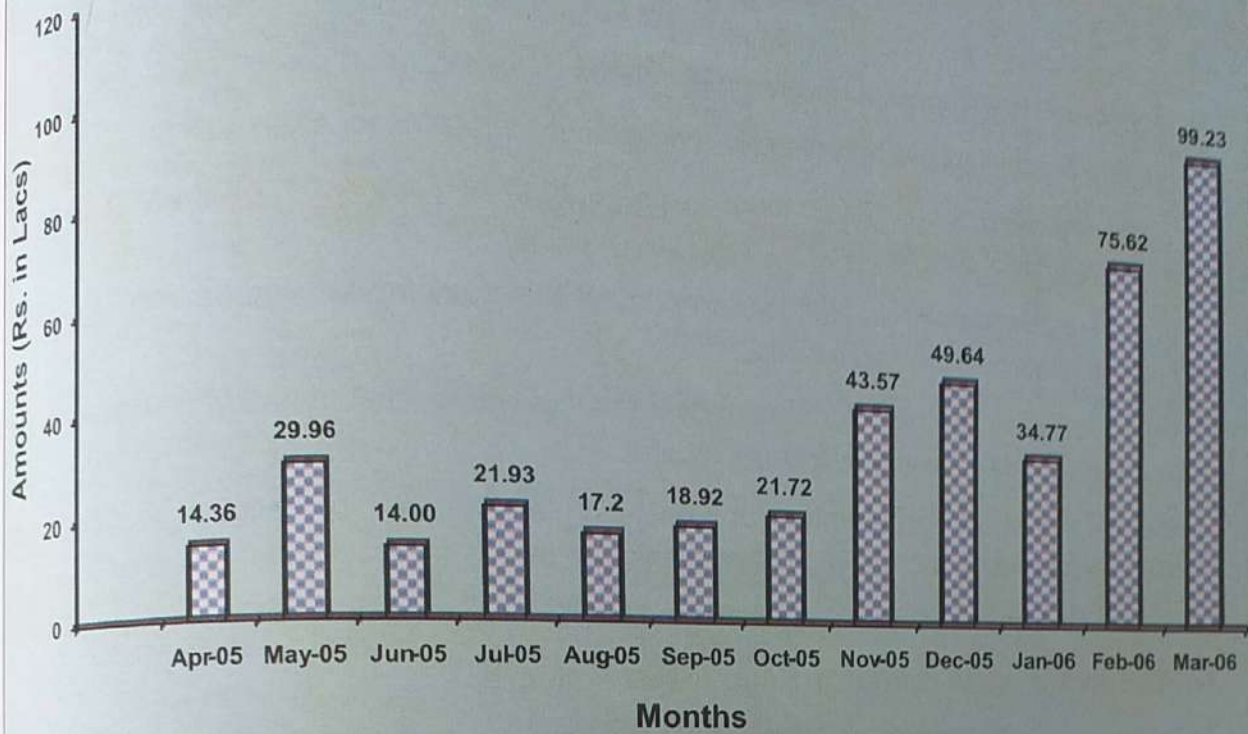
Table 7.0: Details of amount receipts during the financial year 2005-06

Month	Amount received under Water Cess (Rs in lakh)	Amount received under Consent fee (Rs. in lakh)	Financial Assistance received from GOI	Total amount Receipts (Rs. in lakh)
Apr, 05	8.50	5.86	-	14.36
May, 05	22.12	7.84	-	29.96
Jun, 05	6.27	7.73	-	14.00
Jul, 05	13.48	8.45	-	21.93
Aug, 05	7.26	9.94	-	17.20
Sep, 05	5.97	4.95	25.29	36.21
Oct, 05	7.50	14.22	-	21.72
Nov, 05	28.08	15.49	-	43.57
Dec, 05	33.11	16.53	-	49.64
Jan, 06	11.88	22.89	-	34.77
Feb, 06	16.60	59.02	-	75.62
Mar, 06	46.95	52.28	-	99.23
Total	207.72	225.20	25.29	458.21

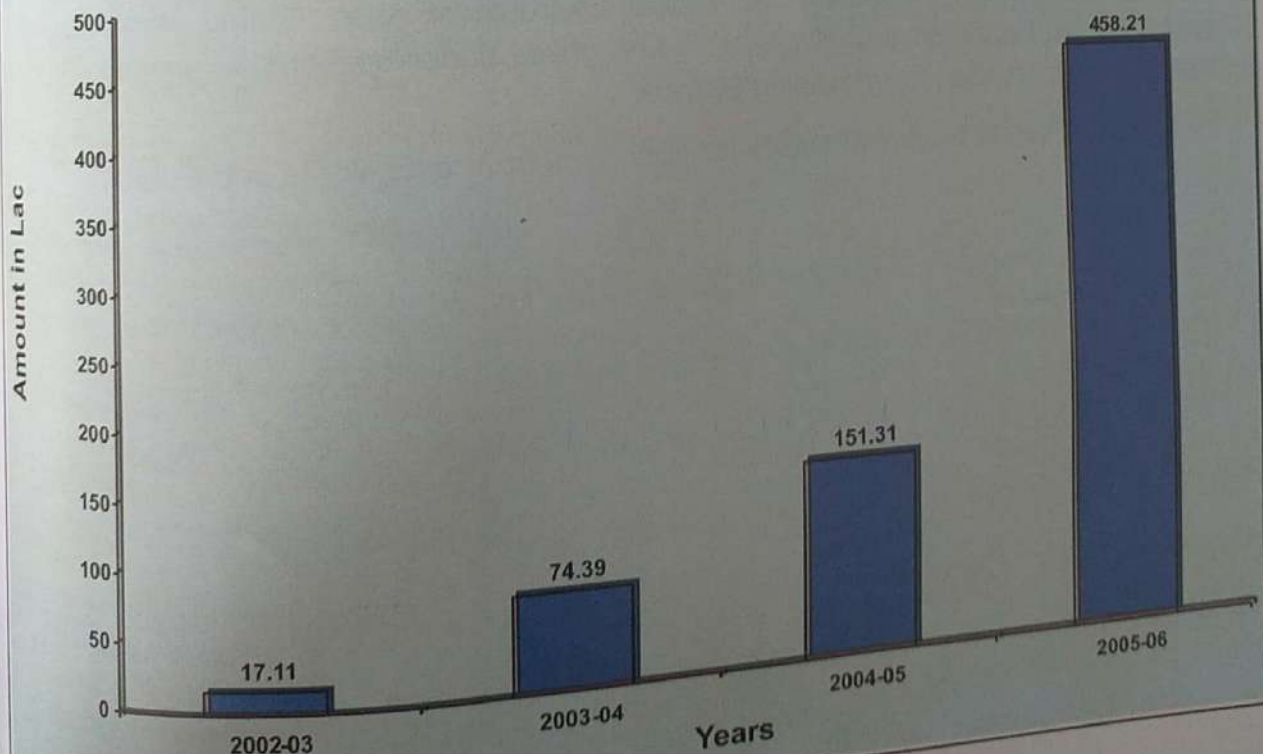
Table 7.1: Financial Receipts during last four years

S.No.	Year	Financial Receipt (Rs. In lacs)
1.	2002-03	17.11
2.	2003-04	74.39
3.	2004-05	151.31
4.	2005-06	458.21

Total fee collected during the year 2005-06



Comparative chart of Financial Receipts during last four years



ACTION PLANS

1. To organize Mass Awareness programmes related to environment protection.
2. To prepare and execute action plan for management of plastic for Char-Dhaam.
3. To coordinate with State Government in preparation of Policies for Uttarakhand State as per recommendation of SoE Report.
4. To Prepare a comprehensive plan for carrying out the study for carrying capacity of Doon Valley and accordingly raised the standards.
5. To collect and develop the environment data bank of Uttarakhand, this environment data bank is to be disseminated on website/manual reports.
6. To make time bound programme for Prevention and Control of Pollution in 17-category of industries and ensure the 100% implementation of it.
7. To open new regional or district office in the state.
8. To issue air and water consent in single format Performa.
9. To initiate action for central environmental laboratory and mobile environmental laboratory.
10. Workshop on decentralized wastewater treatment system at Dehradun and Haldwani.
11. To grant air and water consent to industry of green category, having ISO 14001 for a period of three years.
12. To prepare State Environment Atlas, District Environment Atlas, Zoning Atlas and industrial guidelines for Dehradun and Haridwar in first phase under Spatial Environment Planning for Uttarakhand state, then for remaining Districts.
13. To provide common treatment facility for disposal of hazardous waste in the State.

Annexure I

List of employees working in Uttarakhand Environment Protection & Pollution Control Board

S.N.	Board Office	Regional Office, Dehradun	Regional Office, Haldwani
1.	Dr. Ranbir Singh, Member Secretary	Dr. S. S. Pal, Regional Officer	Mr. Amarjeet Singh, Regional Officer
2.	Dr. T. B. Singh, Chief Environment Officer	Dr. D. K. Joshi, Assistant Scientist Officer	Dr. V.K. Joshi, Assistant Scientist Officer
3.	Mr. Chandan Singh Rawat, Environment Officer	Mr. Sompal Singh, Assistant Environment Officer	Mr. P. K. Joshi, Assistant Environment Officer
4.	Mr. Pankaj Agarwal, Account Officer	Mr. Shubhash Panwar, Junior Engineer	Mr. Naresh Goshwami, Junior Engineer
5.	Mr. S. S. Rana, Assistant Scientist Officer	Mr. Amit Pokhariyal, Junior Engineer	Dr. Rajendra Singh Kathiat, Scientific Assistant
6.	Mr. Ankur kansal, Assistant Environment Officer	Dr. Rakshima Dobhal, Scientific Assistant	Mr. S. K. Dimri, Lab Assistant
7.	Mr. Harish Chandra Joshi, Lab Assistant	Mr. S. S. Chauhan, Lab Assistant	Mr. Gyan Singh, Peon
8.	Mr. S.S. Bisht, Noter/Drafter	Mr. Balbir Singh Bhandari, Driver	Mr. Rajendra Prashad, Peon
9.	Mr. U.C. Garwal, Head Clerk	Mr. Bachhan Singh, Peon	Mr. Jaswant Ram, Guard
10.	Mr. Anurag Negi, Junior Engineer	Mr. Riksheshwer Prashad, Peon	
11.	Mr. Mahavir Singh, Clerk		
12.	Mr. K.D. Chmoli, Driver		
13.	Mr. Umed Singh, Peon		
14.	Mr. Surendra Kumar, Peon		
15.	Mr. Anand Singh, Peon		
16.	Dr. Yogita Kharayat, Senior Programme Officer		
17.	Sunaina Srivastava, Information Officer		
18.	Aditi Chauhan, Web assistant		
19.	Niharika, Data Entry Operator		
20.	Meenakshi, Environment Planner		
21.	Geetesh Chandra, Senior Research Fellow		
22.	Yashpal Gusain, Data Entry Operator		

Proposed Organizational Chart

